





# Be Prepared

- Check the weather before your trip
- Inspect your vehicle
- Top off fluids and bring extra
- Pack a spill kit, spare parts, trash bags
- Bring food, water
- Carry a fire extinguisher & First aid kit
- Carry recovery gear and a trail map
- Have a recovery plan  
(USFS does not recover your vehicle if disabled)



# OHV Trail Pass Required

- On the OHV trail system, you must display a trail pass on your vehicle, atv, utv, dirt bike or mountain bicycle.
- Day pass \$5, expires at midnight date of issue  
Seasonal pass \$30, valid April 1 – December 15
- Display passes on right rear fenders for all-terrain vehicles and rear fenders for dirt bikes.
- Display passes on four-wheel-drive windshields



**No tag & Registration  
No roadway driving  
No exceptions**

**On roads inside of Uwharrie National Forest you must have both a license plate & a registration for the vehicle you operate.**

**Trailer unlicensed vehicles to trail heads for off loading.  
Operate only on OHV trails.**

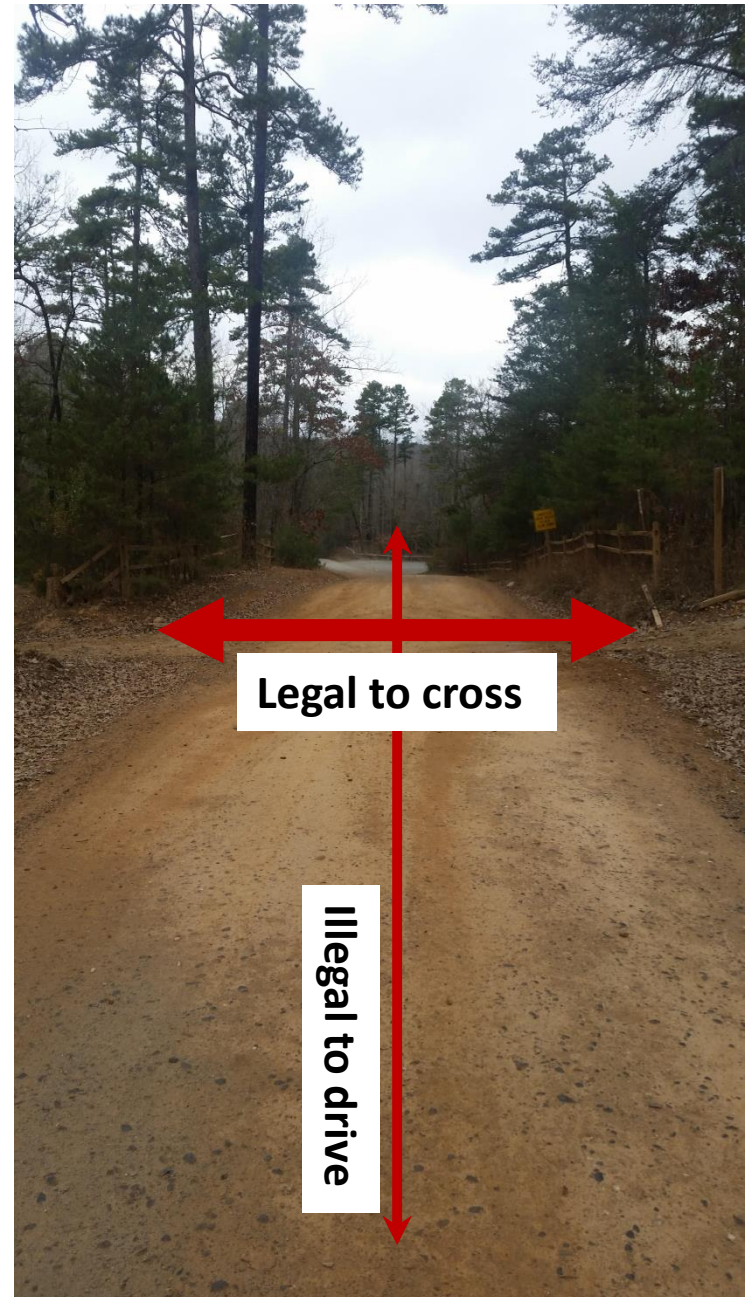
**No Farm Plates, No Transferring of License Plates.  
UNF does not recognize license plates on ATV/UTV/Dirt Bikes  
from other states. (Exception = Enduro)**



**No unlicensed or un-registered  
Full Sized 4x4, ATV, UTV, Dirt bike  
on roadways**

**No exceptions, except to cross  
You may cross over a roadway  
from one side of a trail to  
another.**

**Violations subject to fines.**






**Please be courteous in parking lots  
& trail heads. **Unload & Go!****

- Do not block trail access while unloading
- Do not spin your tires, race, speed, climb in the parking areas
- Do not allow children to operate atv/utv/dirt bikes in parking areas except to access trails while supervised
- Do not block other vehicles
- No campfires in parking areas
- Place garbage in trash cans





Sponsored by



**POLARIS®**

Created by RobTouw

*If mother nature  
didn't make it,  
please take it.*

*Keep it clean to  
keep it open.*



Volunteers help clean garbage from trails  
There is no paid cleaning service  
The Forest Service does not clean trails  
If you do not have a garbage bag, ask a campground  
host or a Uwharrie OHV Family Member for one.

### Garbage Cans are Located at These Sites:

Badin Lake Campgrounds	Badin Lake Group Camp
Arrowhead Campground	Cain Brake Horse Camp
Wolf Den Trail Head	Dutch John Trail Head
Uwharrie Hunt Camp	Yates Place
King's Mountain Point	Cove Boat Ramp
Art Lilly	W. Morris Mountain Camp
Flintlock Valley Range	Behind Ranger's Office 24/27




# Understand the Liabilities You Assume


## The Moment You Drive or Step Onto the OHV Trail System

- An off-highway vehicle operator **shall accept all legal responsibility for injury or damage** of any kind to the extent that the injury or damage results from risks inherent in the sport of off-highway vehicle use and shall regulate personal conduct at all times so that injury to self or other persons or property that results from the risks inherent in the sport of off-highway vehicle operation is avoided.
- Risks inherent in the sport of off-highway operation include variations in terrain, surface or subsurface conditions, crevices, ravines, streams, poor visibility, rocks, trees, other forms of forest growth or debris, and any other natural hazard.
- An off-highway vehicle operator is responsible for:
  - (a) knowing the range of the operator's ability to navigate any slope, trail, or area for off highway vehicle use within the limits of the operator's ability, taking into consideration the conditions;
  - (b) maintaining control of speed and course at all times while operating the off-highway vehicle;
  - (c) heeding all posted warnings; and
  - (d) refraining from acting in a manner that may cause or contribute to the injury of anyone.




# On OHV Trails

- **Drive on designated motorized routes**, follow orange 
- **Do not block the trail.** If you must stop, pull to the side, out of others way. If you are navigating a difficult obstacle or your vehicle is disabled, **hand signal** others to wait or go around.
- **Stay on the trail.** Going around obstacles widens trails, impacts vegetation and causes erosion. If you cannot go over or around while staying on trail, go back the way you came.
- **Control your wheel spin** to avoid adding to trail erosion.
- **Do not breach barriers** or use barriers as an anchor point.



## On OHV Trails

- When **approaching another vehicle** from behind, pass on the left, at a safe distance and slow speed.
- Understand vehicle differences. **Motorcycles** have a certain minimum speed they can travel before they want to flop over. When passing a **full-size** 4WD vehicle, be patient, larger vehicles take longer to navigate obstacles.
- **Motorcycle and ATV riders** – do not roost the vehicles you are passing.



# On OHV Trails

- When **passing or meeting other riders** on the trail, **hand signal** to let them know how many vehicles are behind you



# of Fingers = # vehicles in your group  
Closed fist = last vehicle in group





# On OHV Trails

- **Yield** the right of way to vehicles passing you from behind or traveling uphill.
- Slower vehicles yield to faster vehicles  
descending yield to climbing  
There are exceptions relative to obstacles on the trail.
- Stay on the trail, do not drive into the tree line, use designated “pull off” areas if you must stop.



# On OHV Trails

**If you are operating a vehicle with an engine  
you must yield to:**



**Pedestrians  
Bicycles**

**Horses  
Hikers**





# Barriers

- Barriers are installed to protect the environment and wildlife habitats behind them.
- May be metal, wood, bales of straw or downed trees
- Primarily installed by volunteers
- Do not use as an anchor point
- Do not drive behind, under or around barriers

**DUI** applies to all motor vehicles on OHV trails





# ATV/Dirt bikes



USDA Federal Law 36 CFR 261.50 (a - e)

**PPE Required: ATV / Motorcycle operators and passengers must wear eye protection and a DOT Helmet.**

**Operator Age Restrictions While Under Adult Supervision:**

Under age 8 – No Operation of ATV/SXS/Dirt bike

Ages 8 -12 can operate size 70 CC and under

Ages 12-16 can operate size 90 CC and under

Age 16 – can operate any ATV or Motorcycle while supervised

**ATV/SXS/Dirt bike** operator **cannot** carry passenger(s) unless vehicle was **factory manufactured** with a seat designated for passengers . After market seats do not apply.

**ATV/SXS/Dirt bike** must have a spark arresting device installed and functioning in order to operate.


# Volunteers



- Donate their time for installation of railings, cutting brush, clearing trees, applying rock, cleaning trails, and other physical tasks that keep trails open for you.
- Meet on the 3<sup>rd</sup> Saturday of each month, 9 am @ Hunt Camp
- Are Not Paid, they donate their time so that everyone can enjoy our OHV Trail system.

# Covert Reporting

- Everyone plays a role in reporting on trail issues.
- Identify issue
- Do not approach
- From a safe distance photograph:
- Person and what he/she is doing wrong
- Vehicle they are in/on/using
- Tag on main vehicle they are operating or using to trailer.
- Email photos and a description including time, place, what happened to [uwharrieleo@gmail.com](mailto:uwharrieleo@gmail.com)



# **You** are Uwharrie OHV

All OHV systems are in danger of closing.

**Your** actions and behaviors help determine the longevity of our trail system.

Sponsored by  **POLARIS**

Created by RobTouw

[uwharrieohv.x10host.com](http://uwharrieohv.x10host.com)  
[facebook.com/uwharrieohvfam](https://facebook.com/uwharrieohvfam)